

The background of the advertisement features a collection of surgical instruments and sutures. In the top left, there are four metal surgical forceps or clamps. In the top right, a white suture thread is coiled into a spiral. In the center, a long, thin suture thread is stretched across the frame. In the bottom right, a pair of surgical scissors is shown. In the bottom left, another white suture thread is coiled. A surgical needle with a blue handle is visible on the left side. The overall background is a gradient of blue.

*Revolutionizing
Orthopaedic Surgery*

FiberWire[®]

Braided Composite Suture

Arthrex[®] 

Revolutionizing Orthopaedic Surgery

FiberWire® suture is constructed of a multi stranded long chain polyethylene core with a polyester braided jacket that gives FiberWire superior strength, soft, feel and abrasion resistance that is unequalled in orthopaedic surgery. Suture breakage during knot tying is virtually eliminated, especially critical during arthroscopic procedures. FiberWire represents a major advancement in orthopaedic surgery.

Strength

FiberWire has greater strength than comparable size standard polyester suture. Multiple independent scientific studies document significant increases in strength to failure, stiffness, knot strength and knot slippage with much less elongation¹.

Biocompatibility

Extensive biocompatibility, animal and clinical testing prove that FiberWire demonstrates biocompatibility characteristics equivalent to standard polyester suture. Over two years of successful clinical outcomes in over one million orthopaedic procedures substantiate excellent biocompatibility. Biocompatibility, strength and testing results are available upon request².

Tie Ability and Knot Profile

Orthopaedic surgeons enthusiastically endorse FiberWire for its feel and knot tie ability. The first throw stays down, facilitating reproducible tissue repair. Sliding knots advance smoothly easing arthroscopic knot tying procedures. Superior strength allows tighter loop security during knot tying, increasing knot integrity while reducing the knot profile compared to standard polyester suture.

Abrasion Resistance

The multi stranded long chain polyethylene core dramatically increases FiberWire abrasion resistance. Surgical procedures that create bone edges, tunnel edges, and articulating surface abrasion areas are appropriate indications for FiberWire. FiberWire is over five times more abrasion resistant than standard polyester suture.

Variety

The FiberWire family has expanded to sizes 4-0 through #5 including new designs such as FiberStick and FiberSnare™ that provide innovative solutions to arthroscopic suture passing. TigerWire® has a black spiral thread for easier arthroscopic visualization, identification, sizing and motion detection. FiberLoop™ is ideal for multistrand tendon repairs.

Safety in Numbers

Trusted by leading orthopaedic surgeons worldwide since its introduction in 2002, FiberWire has contributed to successful surgical outcomes in over one million orthopaedic surgical procedures ranging from Achilles tendon repair to rotator cuff repair. Multiple scientific publications have confirmed the advantages of FiberWire in orthopaedic surgery^{3,4}.

References on back...

FiberWire® Suture Family

FiberWire®

FiberWire suture is a new generation of polyester suture with a long chain polyethylene core. FiberWire has greater strength than similar sized polyester suture with superior feel, smooth tie ability and lower knot profile. FiberWire is the ideal suture for most orthopaedic soft tissue repairs, virtually eliminating suture breakage during knot tying.

| | |
|--|------------|
| #2 FiberWire, 38 inches (blue) w/Tapered Needle, 26.5 mm 1/2 circle | AR-7200 |
| #2 FiberWire, 38 inches (blue) w/Reverse Cutting Needle, 36.6 mm 1/2 circle | AR-7202 |
| #2 FiberWire Loop w/Needle for NeedlePunch, 26 inches (green), 10 mm, straight | AR-7204 |
| #2 FiberWire, 38 inches (blue) w/two Tapered Needles, 26.5 mm 1/2 circle | AR-7205 |
| #2 FiberWire w/two Needles for NeedlePunch, 38 inches (blue), 10 mm, straight | AR-7207 |
| #5 FiberWire, 38 inches (blue) | AR-7210 |
| #5 FiberWire, 38 inches (blue) w/Conventional Cutting Needle, 48 mm 1/2 circle | AR-7211 |
| 2-0 FiberWire, 18 inches (blue) w/Tapered Needle, 17.9 mm 3/8 circle | AR-7220 |
| 2-0 FiberWire, 38 inches (blue) | AR-7221 |
| 2-0 Suture Shuttle Loop for NeedlePunch, 40 mm | AR-7224 |
| 3-0 FiberWire, 18 inches (blue) w/Diamond Point Needle, 26.2 mm 3/8 circle | AR-7225 |
| 3-0 FiberWire, 18 inches (blue) w/Tapered Needle, 15 mm 3/8 circle | AR-7227-01 |
| 3-0 FiberWire, 18 inches (blue) w/Reverse Cutting Needle, 16.3 mm 3/8 circle | AR-7227-02 |
| 4-0 FiberWire, 18 inches (blue) w/Diamond Point Needle, 18.7 mm 3/8 circle | AR-7228 |
| 4-0 FiberWire, 18 inches (blue) w/Tapered Needle, 12.3 mm 3/8 circle | AR-7230-01 |
| 4-0 FiberWire, 18 inches (blue) w/Reverse Cutting Needle, 11.9 mm 3/8 circle | AR-7230-02 |
| 0 FiberWire, 38 inches (blue) w/Tapered Needle, 22.2 mm 1/2 circle | AR-7250 |
| 0 FiberWire, 38 inches (blue) w/Diamond Point Needle, 22.2 mm 1/2 circle | AR-7251 |

TigerWire®


TigerWire suture utilizes the same high strength construction as FiberWire except that it contains a black marker strand in the suture weave. This strand appears as a stripe in the suture making suture identification easier during joint reconstruction and soft tissue repairs.

| | |
|---|----------|
| #2 FiberWire, 38 inches (blue, white/black) | AR-7201 |
| #2 TigerWire, 38 inches (white/black) | AR-7203 |
| #2 TigerWire, 38 inches (white/black) w/two Tapered Needles, 26.5 mm 1/2 circle | AR-7205T |

FiberStick and TigerStick™

The stiff “waxed” end of the FiberStick and TigerStick allows stiff convenient and easy advancement through most cannulated instruments or spinal needles, alleviating the need for a monofilament suture or wire suture shuttle. FiberStick and TigerStick come with a thin plastic tube which protects the stiffened suture end until use.

| | |
|---|----------|
| FiberStick, #2 FiberWire, 50 inches (blue) one end stiffened, 12 inches | AR-7209 |
| TigerStick, #2 TigerWire, 50 inches, (white/black) one end stiffened, 12 inches | AR-7209T |
| 2-0 FiberStick, 2-0 FiberWire, 50 inches (blue) one end stiffened, 12 inches | AR-7222 |



FiberWire® Suture Family

FiberTape™

FiberTape is an ultra-high strength 2 mm width tape using a similar long chain polyethylene structure as the FiberWire suture. In addition to high demand applications like AC joint reconstruction, the broad footprint of the FiberTape is appropriate for repairs in degenerative cuff tissue where tissue pull-through may be a concern.

FiberTape, 2 mm, 54 inches (blue) each end tapered to #2 FiberWire, 8 inches

AR-7237

FiberLoop™

FiberLoop is a suture option for multistrand tendon repairs. These small diameter looped FiberWire products, in 12 and 20 inch lengths, allow for strong multistrand flexor and extensor tendon repairs while reducing tendon damage from multiple needle passes. FiberLoop is available with 17.9 mm tapered needles to prevent cutting suture while stitching.

4-0 FiberLoop, 4-0 FiberWire, 12 inches (blue) w/Tapered Needle, 17.9 mm 3/8 circle AR-7229-12

4-0 FiberLoop, 4-0 FiberWire, 20 inches (blue) w/Tapered Needle, 17.9 mm 3/8 circle AR-7229-20

2-0 FiberLoop, 30 inches w/Diamond Point Needle, 48 mm 1/2 circle AR-7232-01

2-0 FiberLoop, 24 inches w/Diamond Point Needle, 26.2 mm 3/8 circle AR-7232-02

2-0 FiberLoop, 30 inches w/Diamond Point Straight Needle, 64.8 mm AR-7232-03

FiberSnare™

FiberSnare with closed loop provides an easy one step approach to creating a FiberWire loop on the tip of the Bio-Tenodesis Driver. Instead of using a nitinol wire, insert the stiff non-looped end retrograde through the tip of the Bio-Tenodesis Screwdriver. Place the tip of the tendon or tendon graft into the FiberWire loop and cinch the other end around the suture cleat on the back end of the blue Tear Drop Handle. The FiberSnare can also be used as a suture shuttle for passage of traction sutures through bone tunnels.

2 FiberSnare (green) closed loop, one end stiffened, 12 inches AR-7209SN

2-0 FiberWire® Meniscus Repair Needles

2-0 FiberWire with Meniscus Needles is an excellent option for standard outside/in meniscus repair. The swedged-on FiberWire suture enables the surgeon to efficiently slide low profile knots while creating the strongest suture repair possible. The stainless steel meniscal needles easily pass through meniscal and soft tissues.

#2-0 FiberWire Meniscus Repair Needles AR-7223

FiberWire® Suture Kit

The FiberWire Suture Kit is available for larger complex soft tissue approximation procedures. This kit contains a total of 18 sutures including three different colored versions of #5 FiberWire for easy suture differentiation, large cutting Spring Eye Free Needles, and #2 FiberWire in one convenient package.

FiberWire Suture Kit

AR-7219


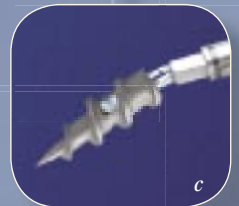
Suture Anchors with FiberWire®

Suture Anchors

A recent innovation that has had a significant impact on the performance of suture anchors is the availability of FiberWire suture in our suture anchors. The high strength characteristics along with significantly increased abrasion resistance gives the surgeon confidence during crucial knot tying stages where suture breakage is virtually eliminated. Each suture anchor is available with one or two strands of FiberWire and black/white striped TigerWire to facilitate suture differentiation and motion determination.

Our anchors are now available loaded with two strands of a two-toned FiberWire product, TigerTail. TigerTail, available in either blue or white, has a black stripe in one half of the suture. Anchors double loaded with TigerTail will have four visually distinct strands of FiberWire to enhance suture strand differentiation, virtually eliminating suture strand confusion.

| | |
|--|---------------|
| Mini Bio-SutureTak w/Needles w/handled inserter and 2-0 FiberWire | AR-1322BNF |
| Small Bone FASTak Suture Anchor, w/handled inserter and 2-0 FiberWire, 2.4 mm x 7.5 mm | AR-1322-752SF |
| FASTak Suture Anchor w/cannulated inserter and #2 FiberWire, 2.4 mm x 11.7 mm | AR-1322SXF |
| FASTak II Suture Anchor w/handled inserter and #2 FiberWire, 2.8 mm x 11.7 mm | AR-1324HF |
| FASTak II Suture Anchor w/cannulated inserter and #2 FiberWire, 2.8 mm x 11.7 mm | AR-1324SF |
| Bio-FASTak Suture Anchor w/handled inserter and two #2 FiberWire, 3 mm x 14 mm | AR-1324BF |
| Bio-FASTak Suture Anchor w/handled inserter and two #2 FiberWire, 3 mm x 14 mm | AR-1324BF-2 |
| Corkscrew II Suture Anchor w/handled inserter and two #2 FiberWire, 5 mm x 15.5 mm (2 eyelets) (a) | AR-1902SF |
| Corkscrew Suture Anchor, w/handled inserter and #2 FiberWire, 3.5 mm x 12 mm | AR-1915SF |
| Corkscrew Suture Anchor w/Needle w/handled inserter and two #2 FiberWire, 3.5 mm x 12 mm | AR-1915SNF |
| Corkscrew Suture Anchor w/Needles w/handled inserter and two #2 FiberWire, 5 mm x 15.5 mm | AR-1920SNF |
| Corkscrew Suture Anchor w/handled inserter and two #2 FiberWire, 5 mm x 15.5 mm | AR-1920SF |
| Bio-Corkscrew Suture Anchor w/handled inserter and two #2 TigerTail, 5 mm x 15 mm (b) | AR-1920BFT |
| Bio-Corkscrew Suture Anchor w/handled inserter and two #2 FiberWire, 5 mm x 17.9 mm | AR-1920BF |
| Bio-Corkscrew Suture Anchor w/Needles w/handled inserter and two #2 FiberWire, 5 mm x 17.9 mm | AR-1920BNF |
| Bio-Corkscrew Suture Anchor w/NeedlePunch Needles, w/handled inserter and two #2 FiberWire, 5 mm x 17.9 mm | AR-1920BNP |
| Bio-Corkscrew Suture Anchor w/handled inserter and two #2 FiberWire, 6.5 mm x 17.9 mm | AR-1925BF |
| Bio-Corkscrew Suture Anchor w/Needles w/handled inserter and two #2 FiberWire, 6.5 mm x 17.9 mm | AR-1925BNF |
| Corkscrew Suture Anchor w/handled inserter and two #2 FiberWire, 6.5 mm x 15.5 mm | AR-1925SF |
| Corkscrew FT II Suture Anchor w/two #2 FiberWire, 5.5 mm x 14 mm (c) | AR-1928SF-2 |
| Corkscrew FT II Suture Anchor w/Needles, w/two #2 FiberWire with 26 mm 1/2 circle needles, 5.5 mm x 14 mm | AR-1928SNF-2 |
| Bio-SutureTak Suture Anchor w/#2 FiberWire, 3 mm x 14 mm (d) | AR-1934BF |
| Bio-SutureTak Suture Anchor w/two #2 FiberWire, 3 mm x 14 mm | AR-1934BF-2 |



FiberWire® Accessories

Suture Cutters

The Suture Cutters were designed to facilitate arthroscopic suture cutting with specially designed cutting jaws, with and without visual control.

The Suture Cutter's precision jaws prevent knot cutting by leaving a length of reproducible suture tail, 3 mm for the 4.2 mm outer diameter cutter and 1 mm for the 2.75 mm outer diameter cutters, without direct visual control. These cutters have a special locking device to prevent premature suture cutting. The blunt tip of the cutter is excellent for knot pushing.

The Open Ended Suture Cutter was designed to speed up the suture cutting process. This cutter allows for quick and efficient suture tail cutting under direct visual control through the same or alternate cannula or portal. The notch on the side of the cutter tip automatically guides the suture tails into the front cutting slot for an accurate cut from any angle.

All Suture Cutters are recommended for cutting FiberWire.

| | |
|--|-----------|
| Suture Cutter, 4.2 mm, straight | AR-12250 |
| 2-0 Suture Cutter, 2.75 mm, straight | AR-11790 |
| 2-0 Suture Cutter, 2.75 mm, 15° up curve | AR-11791 |
| Suture Cutter, Open Ended, Left Notch | AR-11794L |

FiberWire Scissor

The FiberWire Scissor was designed to cut any size or style suture, especially FiberWire, in open surgical cases where an arthroscopic suture cutter is not necessary. With its specially designed cutting edges, it can cut FiberWire cleanly and effortlessly without frayed edges. The color coded handle facilitates instrument differentiation in large instrument packs.


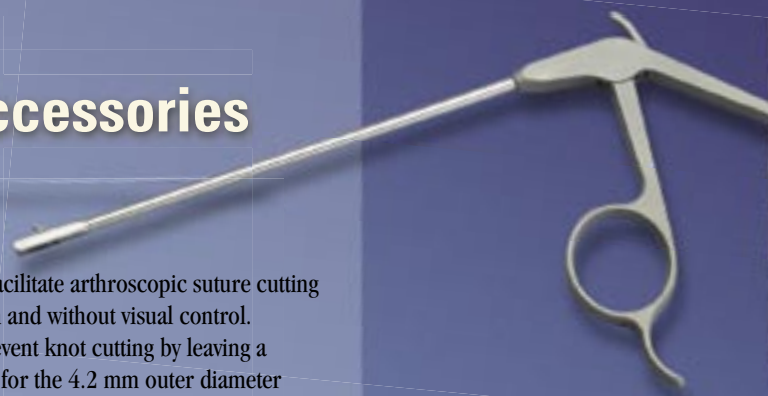
| | |
|--------------------------|----------|
| FiberWire Scissor | AR-11796 |
| FiberWire Scissor, small | AR-11797 |

FiberWire Tensioner

The FiberWire Tensioner provides controlled tensioning of FiberWire loops during knot tying when reapproximating soft tissue. The blunt tip keeps the knot in place while the tensioning wheel and spring mechanism gently tension the loop to tighten the repair. It is appropriate for use in conjunction with #5 FiberWire during tuberosity reapproximation for proximal humerus fractures.

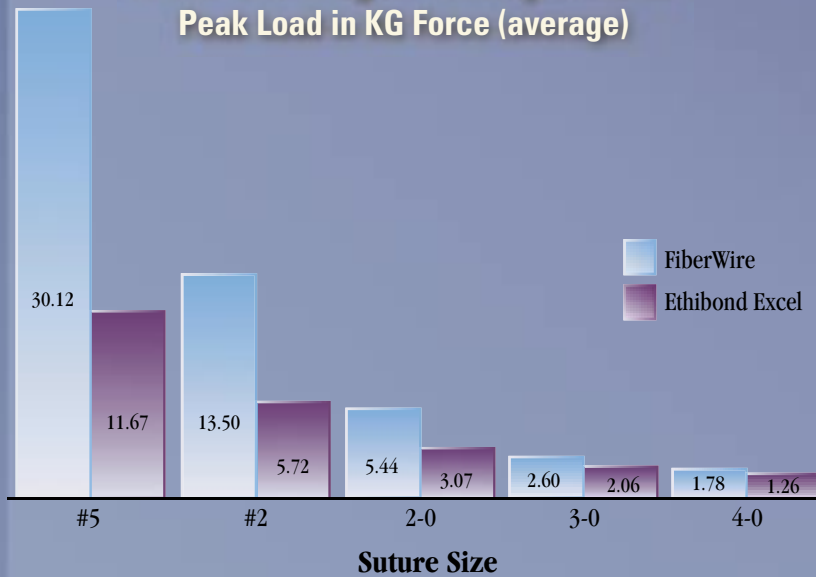
It is recommended that the FiberWire Tensioner be used in conjunction with sliding-locking knots. Once the FiberWire is passed through all planes of tissue/bone, the appropriate sliding knot is tied and advanced to the tissue level. One limb of the FiberWire suture is passed up through the cannulation of the FiberWire Tensioner shaft, with the aid of a Suture Passing Wire, and loaded into the slot and locking post on the tensioning wheel to keep it in place. The tensioning wheel is then turned in a counterclockwise fashion as the tension meter is read. Once the desired amount of tension/reduction is achieved, the tensioner is removed and three reverse half-hitches can be thrown to secure the fixation.

| | |
|---------------------|------------|
| FiberWire Tensioner | AR-1929 |
| Suture Passing Wire | AR-1255-18 |



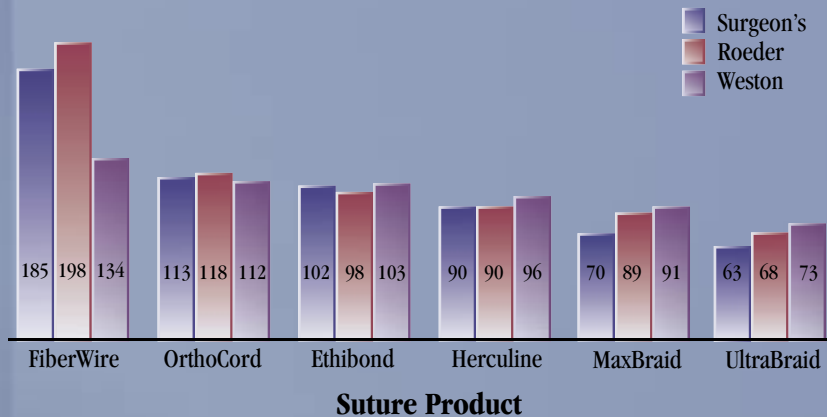
Knot Strength Comparison

Peak Load in KG Force (average)



Knot Security

Average Force (N) Causing 3 mm Loop Displacement - #2 Size Suture




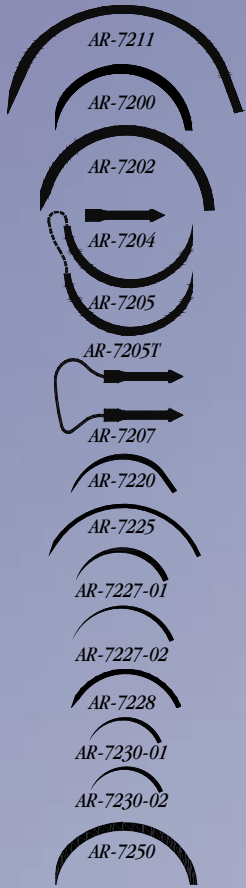


























* Data on file

References:

- ¹ Burkhart SS. *Arthroscopic Knots: The Optimal Balance of Loop Security and Knot Security*. Arthroscopy 2004; 20.
- ² FiberWire™: *Collective Summary of Strength and Biocompatibility Testing Data Comparisons of Polyester and Polyblend Sutures*. Study presented from in-house testing, 2001; LA0235
- ³ Lo I KY, Burkhart SS. *Biomechanical Principles of Arthroscopic Repair of the Rotator Cuff*. Operative Techniques in Orthopaedics 2002; 12-3:140-155.
- ⁴ Deakin M, Stubbs D, Goldberg J, Bruce W, Gillies RM, Walsh WR. *Effect of Suture Type, Anchor and Testing Orientation of the Static Properties of Suture Anchors*. A Poster Presentation, #1536. 50th Annual Meeting of the Orthopaedic Research Society.

| FiberWire® | | | | |
|------------------------------|---------------|---|------------------------------------|------------------|
| Suture Size | Suture Length | Description | Needle Dimensions | Needle Reference |
| #5 (7 metric) | 38 inches | 1 strand (blue) | | |
| #5 (7 metric) | 38 inches | 1 strand (blue) with Conventional Cutting Needle | 48 mm 1/2 circle | CCS-1 (376218C) |
| #2 (5 metric) | 38 inches | 1 strand (blue) with Tapered Needle | 26.5 mm 1/2 circle | T-5 (305001C) |
| #2 (5 metric) | 38 inches | 2 strands (blue, white/black) | | |
| #2 (5 metric) | 38 inches | 1 strand (blue) w/Reverse Cutting Needle | 36.6 mm 1/2 circle | C-13 (365051A) |
| #2 (5 metric) | 38 inches | 1 strand (white/black) TigerWire | | |
| #2 (5 metric) | 26 inches | 1 strand (blue) w/closed Loop w/Needle for NeedlePunch | 10 mm | |
| #2 (5 metric) | 38 inches | 1 strand (blue) w/two Tapered Needles | 26.5 mm 1/2 circle | T-5 (305001C) |
| #2 (5 metric) | 38 inches | 1 strand (white/black) TigerWire w/two Tapered Needles | 26.5 mm 1/2 circle | T-5 (305001C) |
| #2 (5 metric) | 38 inches | 1 strand (blue) w/two Needles for NeedlePunch | 10 mm | |
| 2-0 (3 metric) | 18 inches | 1 strand (blue) w/Tapered Needle | 17.9 mm 3/8 circle | T-13 (382874A) |
| 2-0 (3 metric) | 38 inches | 1 strand (blue) | | |
| 3-0 (2 metric) | 18 inches | 1 strand (blue) w/Diamond Point Needle | 26.2 mm 3/8 circle | DE-14 (832641A) |
| 3-0 (2 metric) | 18 inches | 1 strand (blue) w/Tapered Needle | 15 mm 3/8 circle | T-43 (382802A) |
| 3-0 (2 metric) | 18 inches | 1 strand (blue) w/Reverse Cutting Needle | 16.3 mm 3/8 circle | C-22 (392489A) |
| 4-0 (1.5 metric) | 18 inches | 1 strand (blue) w/Diamond Point Needle | 18.7 mm 3/8 circle | DE-10 (8324XXA) |
| 4-0 (1.5 metric) | 18 inches | 1 strand (blue) w/Tapered Needle | 12.3 mm 3/8 circle | T-12 (382227A) |
| 4-0 (1.5 metric) | 18 inches | 1 strand (blue) w/Reverse Cutting Needle | 11.9 mm 3/8 circle | C-17 (392264A) |
| 0 (1.5 metric) | 38 inches | 1 strand (blue) w/Tapered Needle | 22.2 mm 1/2 circle | T-4 (383939A) |
| 0 (1.5 metric) | 38 inches | 1 strand (blue) w/Diamond Point Needle | 22.2 mm 1/2 circle | D-10 (833932A) |
| FiberStick | | | | |
| #2 (5 metric) | 50 inches | 1 strand (blue) one end stiffened, 12 inches | | |
| #2 (5 metric) | 50 inches | 1 strand (black/white) one end stiffened, 12 inches | | |
| 2-0 (3 metric) | 50 inches | 1 strand (blue) one end stiffened, 12 inches | | |
| FiberTape™ | | | | |
| | 54 inches | 2 mm (blue) each end tapered to #2 FiberWire, 8 inches | | |
| FiberSnare™ | | | | |
| #2 (5 metric) | 26 inches | 1 strand (green) stiffened w/closed loop, 12 inches | | |
| FiberLoop™ | | | | |
| 4-0 (1.5 metric) | 12 inches | 1 strand (blue) w/Tapered Needle | 17.9 mm 3/8 circle | T-13 (382874A) |
| 4-0 (1.5 metric) | 20 inches | 1 strand (blue) w/Tapered Needle | 17.9 mm 3/8 circle | T-13 (382874A) |
| 2-0 (1.5 metric) | 30 inches | 1 strand (blue) w/Diamond Point Needle | 48 mm 1/2 circle | DE-14 |
| 2-0 (1.5 metric) | 24 inches | 1 strand (blue) w/Diamond Point Needle | 26.2 mm 3/8 circle | D-17) |
| 2-0 (1.5 metric) | 30 inches | 1 strand (blue) w/Diamond Point Straight Needle | 64.8 mm | SD-2 |
| FiberWire® Suture Kit | | | | |
| #5 (7 metric) | 38 inches | 4 strands (blue), 4 strands (white) and 4 strands (green) | 60 mm 3/8 circle, 80 mm 1/2 circle | |
| #2 (5 metric) | 38 inches | 6 strands (blue) w/Tapered needle | 26.5 mm 1/2 circle | T-5 (305001C) |

Reference Chart

| Recommended Uses | Supplied | Cat Number | Box Color | Actual Size of Needles |
|---|----------|------------|---|---|
| Use with FiberWire Tensioner for Tendon, Ligament or Soft Tissue Repair, AC Joint Repair | 12/box | AR-7210 |  |  |
| Tendon, Ligament or Soft Tissue Repair | 12/box | AR-7211 |  | |
| Tendon, Ligament or Soft Tissue Repair | 12/box | AR-7200 |  | |
| Reload suture anchors, use with Viper | 12/box | AR-7201 |  | |
| Tendon, Ligament or Soft Tissue Repair | 12/box | AR-7202 |  | |
| Reload Suture Anchors | 12/box | AR-7203 |  | |
| Rotator Cuff Repair | 10/box | AR-7204 |  | |
| Tendon, Ligament or Soft Tissue Repair | 12/box | AR-7205 |  | |
| Tendon, Ligament or Soft Tissue Repair | 12/box | AR-7205T |  | |
| Rotator Cuff Repair | 10/box | AR-7207 |  | |
| Tendon, Ligament or Soft Tissue Repair | 12/box | AR-7220 |  | |
| Meniscal Repair | 12/box | AR-7221 |  | |
| Tendon, Ligament or Soft Tissue Repair | 12/box | AR-7225 |  | |
| Tendon, Ligament or Soft Tissue Repair | 12/box | AR-7227-01 |  | |
| Tendon, Ligament or Soft Tissue Repair | 12/box | AR-7227-02 |  | |
| Tendon, Ligament or Soft Tissue Repair | 12/box | AR-7228 |  | |
| Tendon, Ligament or Soft Tissue Repair | 12/box | AR-7230-01 |  | |
| Tendon, Ligament or Soft Tissue Repair | 12/box | AR-7230-02 |  | |
| Tendon, Ligament or Soft Tissue Repair | 12/box | AR-7250 |  | |
| Tendon, Ligament or Soft Tissue Repair | 12/box | AR-7251 |  | |
| Rotator Cuff Repair, Glenoid Labrum Repair and Capsular Plication | 5/box | AR-7209 | | |
| Rotator Cuff Repair, Glenoid Labrum Repair and Capsular Plication | 5/box | AR-7209T | | |
| Rotator Cuff Repair, Glenoid Labrum Repair, Capsular Plication, TFCC Repair and Meniscal Repair | 5/box | AR-7222 | | |
| AC Joint Repair | 6/box | AR-7237 |  | |
| Use with Bio-Tenodesis Driver for Tendon Snare | 12/box | AR-7209SN | | |
| Multistrand Tendon Repairs | 12/box | AR-7229-12 |  |  |
| Multistrand Tendon Repairs | 12/box | AR-7229-20 |  | |
| Multistrand Tendon Repairs | 12/box | AR-7232-01 |  | |
| Multistrand Tendon Repairs | 12/box | AR-7232-02 |  | |
| Multistrand Tendon Repairs | 12/box | AR-7232-03 |  | |
| Soft Tissue Fixation | 1/box | AR-7219 | | |
| Soft Tissue Reconstruction | | | | |



Arthrex, Inc.

1370 Creekside Boulevard, Naples, Florida 34108-1945 • USA
Tel: 239-643-5553 • Fax: 239-598-5534 • Website: www.arthrex.com

Arthrex GmbH

Liebigstrasse 13, D-85757 Karlsfeld/München • Germany
Tel: +49-8131-59570 • Fax: +49-8131-5957-565

Arthrex Latin América

3750 NW 87th Avenue, Miami, Florida 33178 • USA
Tel: 954-447-6815 • Fax: 954-447-6814

Arthrex S.A.S.

5 Avenue Pierre et Marie Curie, 59260 Lezennes • France
Tel: +33-3-20-05-72-72 • Fax: +33-3-20-05-72-70

Arthrex Canada

Lasswell Medical Co., Ltd., 405 Industrial Drive, Unit 21, Milton, Ontario • Canada L9T 5B1
Tel: 905-876-4604 • Fax: 905-876-1004 • Toll-Free: 1-800-224-0302

Arthrex GesmbH

Triesterstrasse 10/1 • 2351 Wiener Neudorf • Austria
Tel: +43-2236-89-33-50-0 • Fax: +43-2236-89-33-50-10

Arthrex Bvba

Mechelsesteenweg 23, 2540 Hove • Belgium
Tel: +32-3-2169199 • Fax: +32-3-2162059

Arthrex Ltd.

Unit 16, President Buildings, Savile Street East, Sheffield S4 7UQ • England
Tel: +44-114-2767788 • Fax: +44-114-2767744

Arthrex Hellas - *Medical Instruments SA*

43, Argous Str. - N. Kifissia, 145 64 Athens • Greece
Tel: +30/210/8079980 • Fax: +30/210/8000379

Arthrex Sverige AB

Turbinvägen 9, 131 60 Nacka • Sweden
Tel: +46-8-556 744 40 • Fax: +46-8-556 744 41

U.S. PATENT NO. 6,716,234

©Copyright Arthrex Inc., 2005. All rights reserved. LB0235C

